



CryptoSX

Digital Assets Exchange

**USDT 10.0 + 50 LQGO (equivalent \$50+)
REWARD waiting For You**



Account Verification

USDT 10.0 will be deposited into the wallet of customers who successful completed **Account Verification** (pg.4) – trading of non-STO crypto.



[PLEASE CLICK https://investorportal.cryptosx.io/signup?aff=lqgo](https://investorportal.cryptosx.io/signup?aff=lqgo)
[Or Copy and paste to browser](#)

Investor Accreditation

50 LQGO tokens worth \$50+ will be deposited into the wallet of customers who successful Onboarding to **Accredited Investor** (pg.11).



CRYPTOSX ONBOARDING GUIDE



CryptoSX

Digital Assets Exchange

SIGN UP

REWARD

ACCOUNT VERIFICATION - - - - - > USDT 10

TWO-FACTOR AUTHENTICATION

INVESTOR ACCREDITATION - - - - - > 50 LQGO

LIQUID  GOLD



Link Capital Pte Ltd

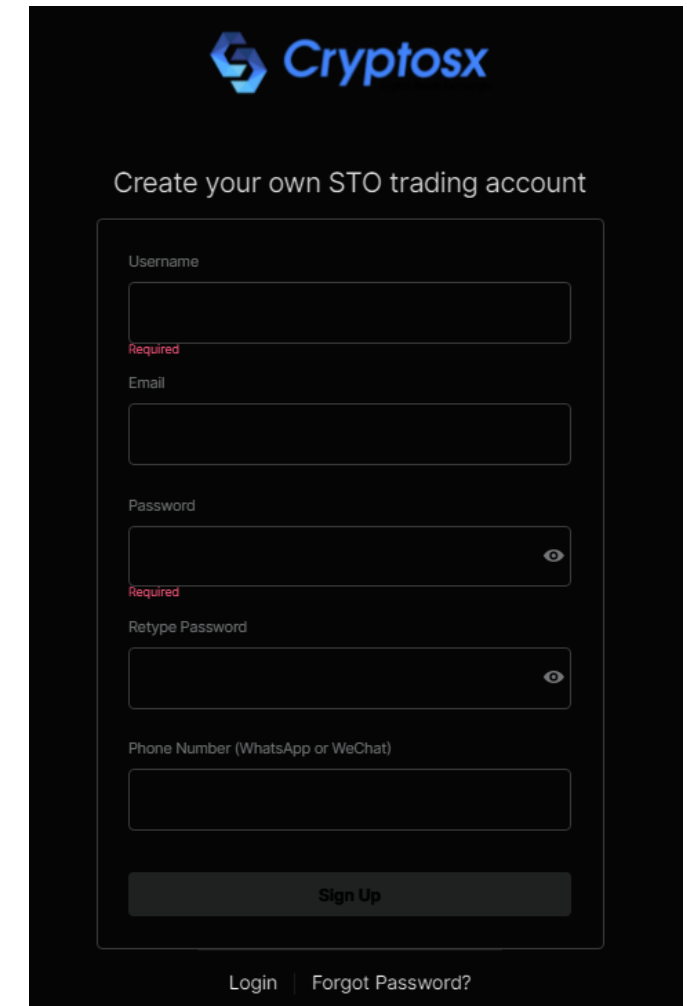


SIGN UP



1

Click [here](#) to go to the Sign-Up page, after the page have loaded, proceed to to fill your information as shown in [Image 01](#), then click Sign Up.



The screenshot shows the CryptoSX sign-up interface. At the top is the CryptoSX logo. Below it is the heading "Create your own STO trading account". The form contains five input fields: "Username" (with a red "Required" label below it), "Email", "Password" (with a red "Required" label below it and an eye icon to toggle visibility), "Retype Password" (with an eye icon to toggle visibility), and "Phone Number (WhatsApp or WeChat)". A "Sign Up" button is located at the bottom of the form. Below the button are links for "Login" and "Forgot Password?".

Image 01

SIGN UP



2

After you click the Sign-Up Button, you will receive the message shown [Image 02](#).

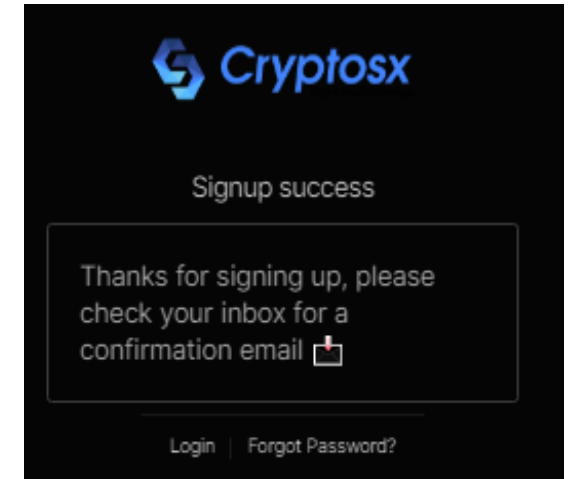
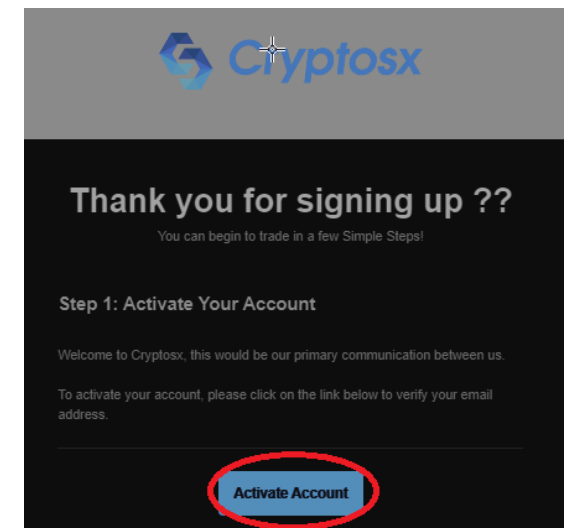
3

Head to your registered email inbox, if you are having trouble locating the email, check your spam folder.

Once the Email is located, click on the **Activate Account** button in the email as shown in [Image 03](#), you will be redirect you to CryptoSX's Main Page.

4

Now your account is activated, please proceed to complete the Account Verification steps.

[Image 02](#)[Image 03](#)

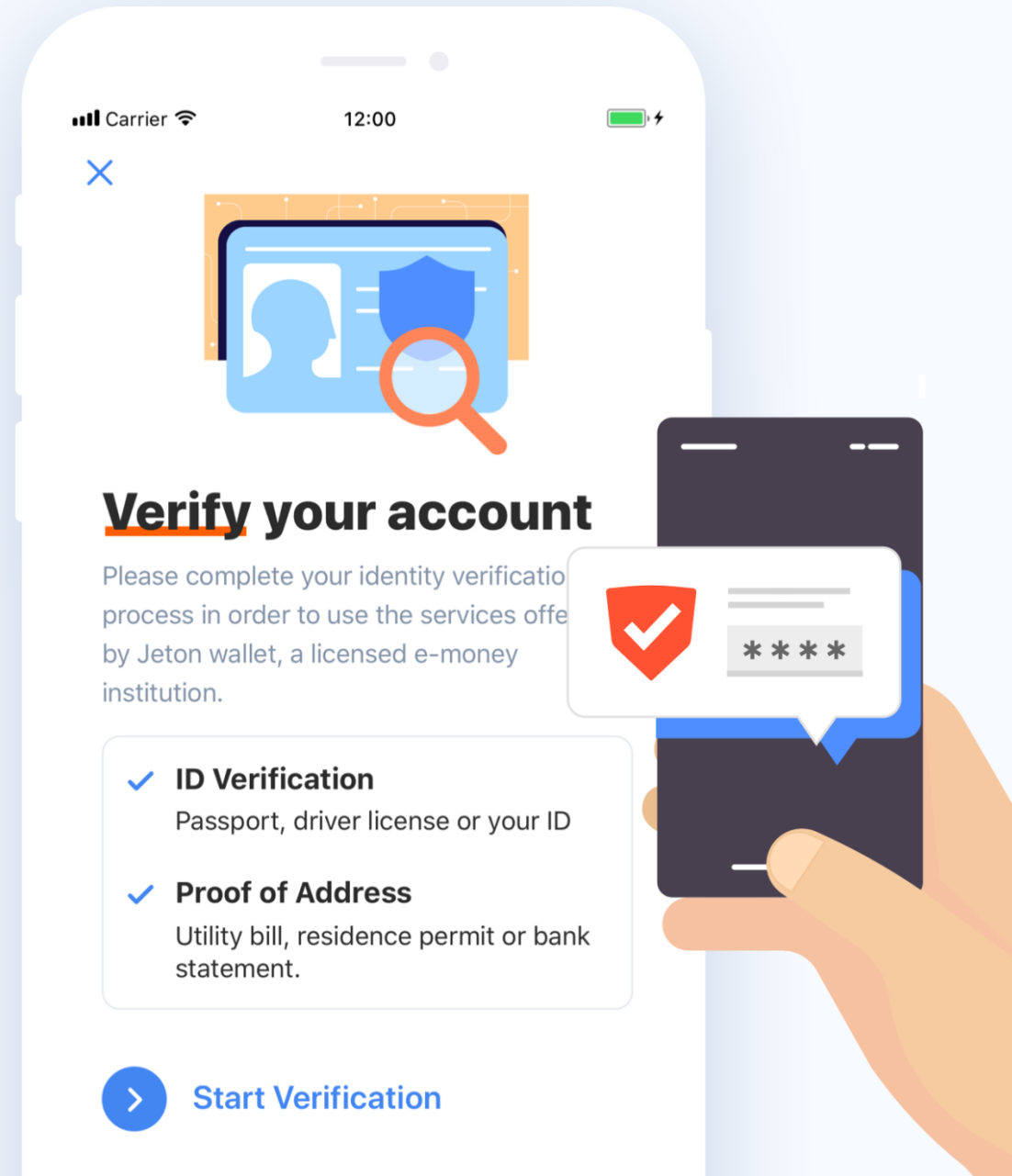
Contact Us:

Webpage Support - <https://cryptosx.freshdesk.com/en/support/home>

Mobile Support - <https://wa.me/message/SGPL7VRJK4AOG1>



ACCOUNT VERIFICATION



ACCOUNT VERIFICATION

1

After you have successfully activated your account, locate the Profile Button in the top bar as shown in top circle the **Image 04**, once you are in the profile section, click on the **START VERIFICATION** button as shown below.

Ensure that your browser's setting allows Pop-Up Windows.

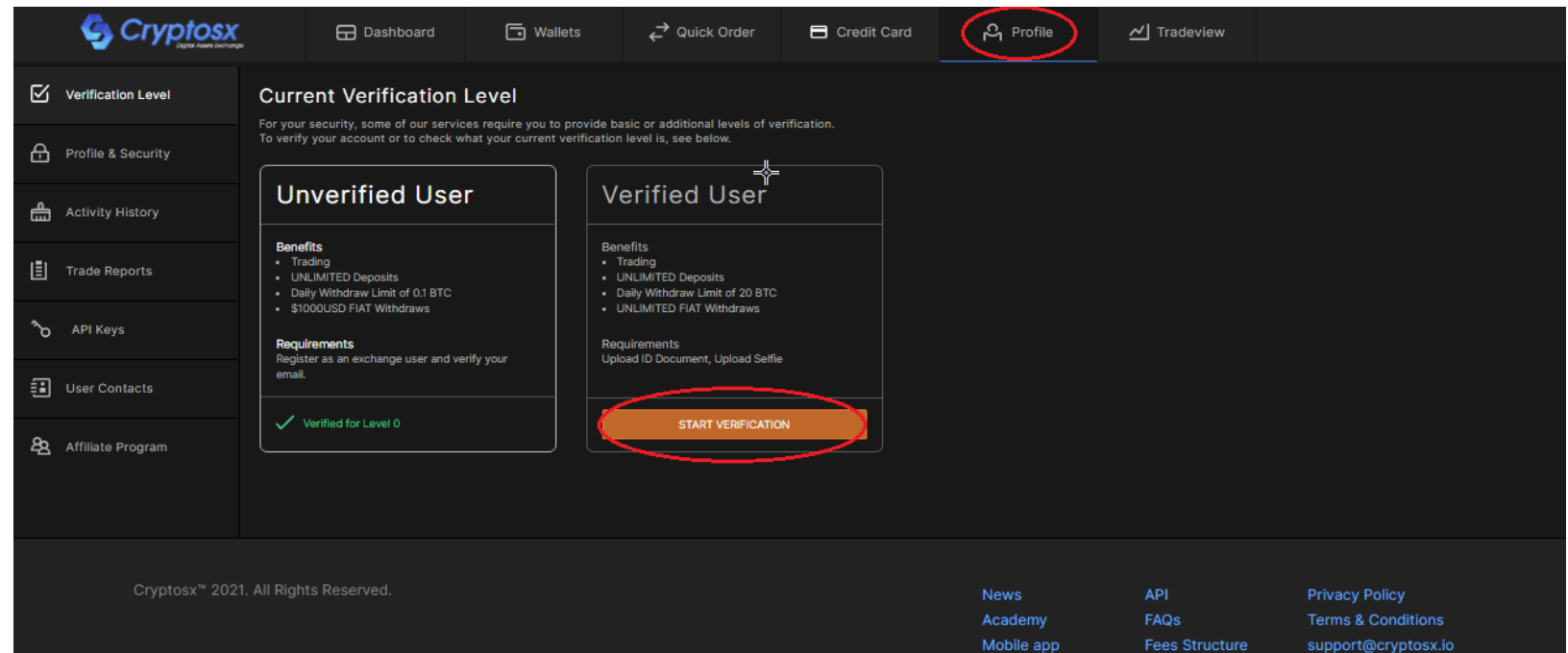


Image 04



Contact Us:

Webpage Support - <https://cryptosx.freshdesk.com/en/support/home>

Mobile Support - <https://wa.me/message/SGPL7VRJK4AOG1>

ACCOUNT VERIFICATION

2

In the Pop-Up Window, click Start as shown in [Image 05](#), then kindly proceed to fill up the all the necessary information as you go through the verification process.

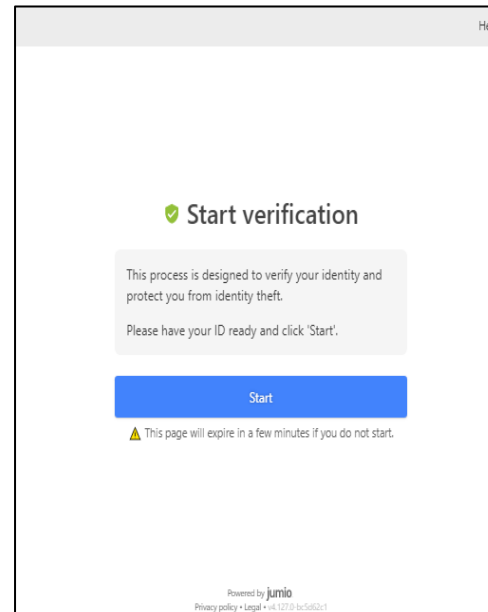


Image 05

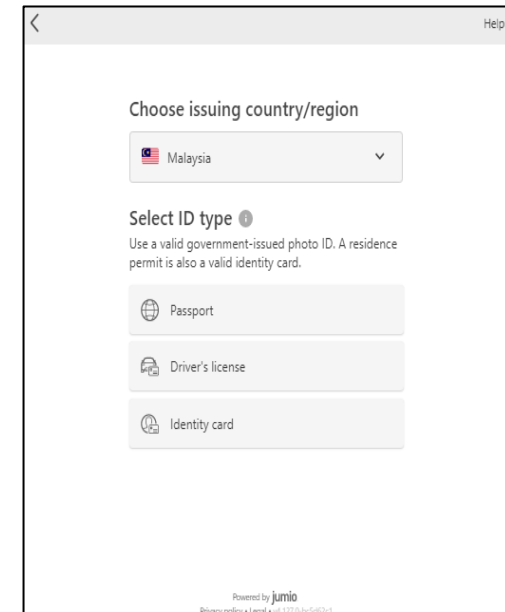


Image 06



ACCOUNT VERIFICATION

Well Done! YOU will receive
USDT10.00 in your
Cryptosx Wallet.



3

Once completed, our team will review your information, and you will be notified once the review is completed which takes up to 1 to 2 working days, and it will be shown in the profile section as shown in [Image 07](#). A Level 1 **Verified Account** will allow users to trade Cryptocurrencies like BTC & ETH.

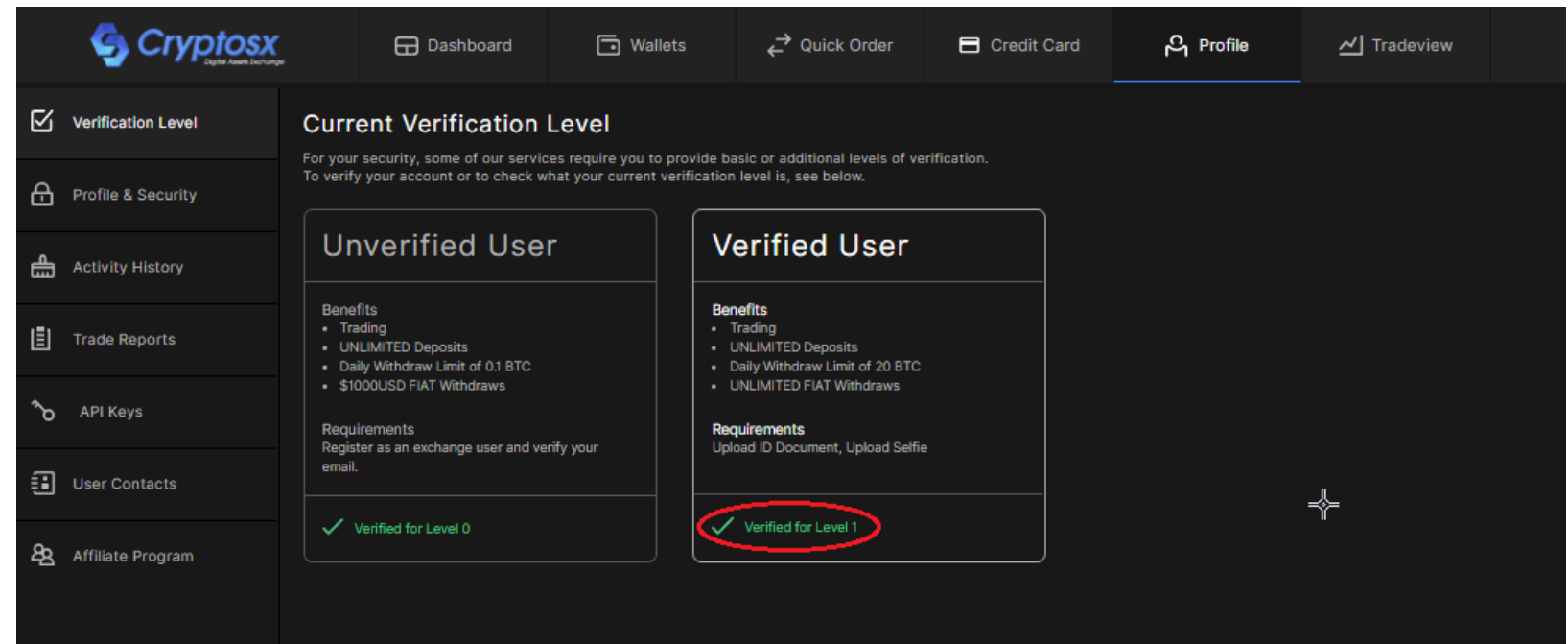


Image 07





CryptoSX

Digital Assets Exchange

TWO-FACTOR AUTHENTICATION



1

After you have verified your account, you will need to activate **two-factor authentication**, you can locate in Profile > **Profile & Security**; as shown in [Image 08](#).

Please ensure to download the **Google Authenticator App** which can be found on the Apple AppStore or Google Play.

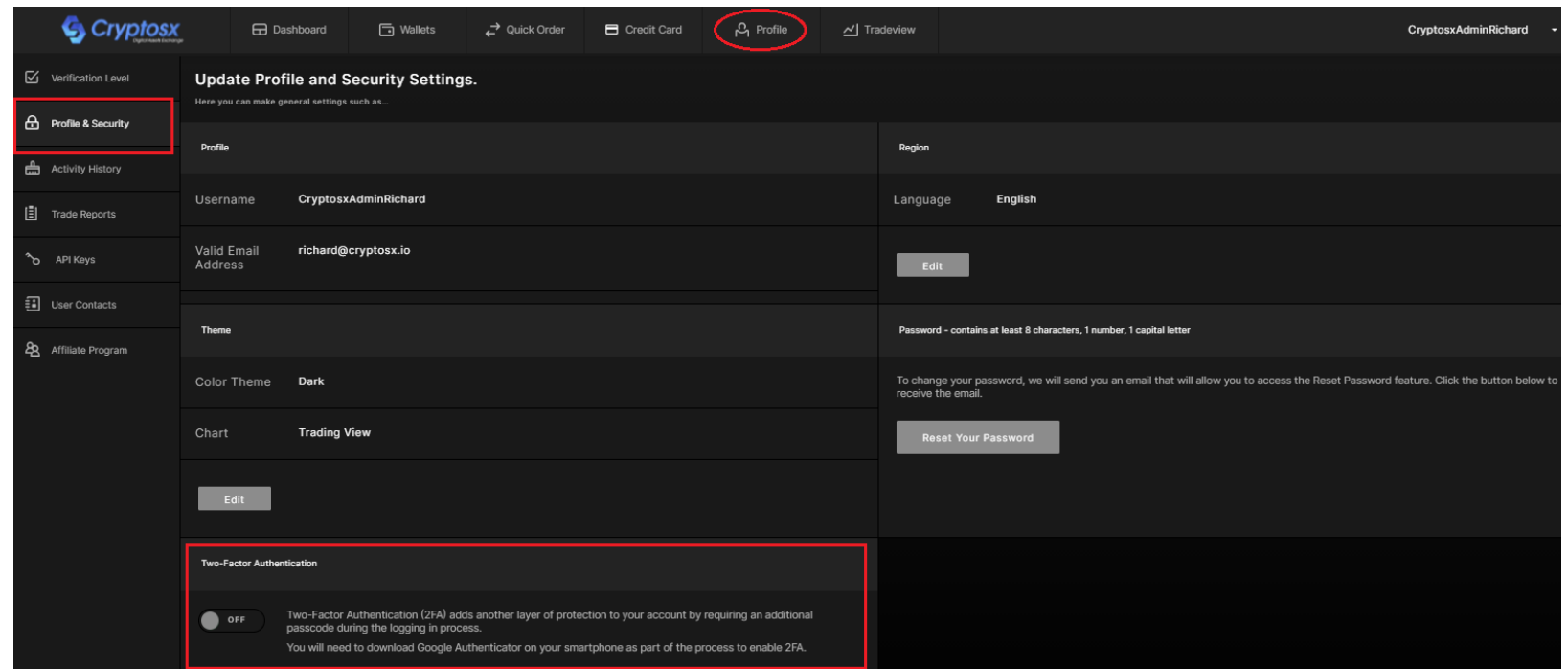


Image 08

Contact Us:

Webpage Support - <https://cryptosx.freshdesk.com/en/support/home>

Mobile Support - <https://wa.me/message/SGPL7VRJK4AOG1>

TWO-FACTOR AUTHENTICATION



TWO-FACTOR AUTHENTICATION

2

Two-Factor Authentication is turned off by default as shown in [image 09](#), please proceed to turn it on. Once turned on a Pop-Up window will appear with a QR Code as shown in [image 10](#).

3

Scan the QR code in the Pop-Up Window with your phone using the **Google Authenticator App**. Once scanned, the App will generate a 6-Digit code which you will enter on the left side of pop-up window as highlighted in [Image 10](#).

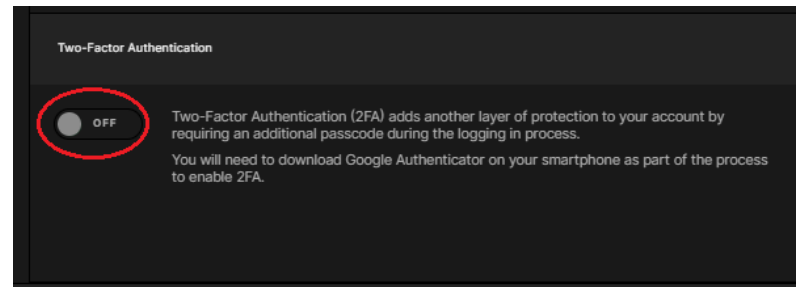


Image 09



Image 10





CryptoSX

Digital Assets Exchange

INVESTOR ACCREDITATION



1

Click [here](#) to go to the login page for **CryptoSX's Investor portal**.

2

Locate the KYC section as shown in Image 01 and click the “**BEGIN VERIFICATION**” Button.

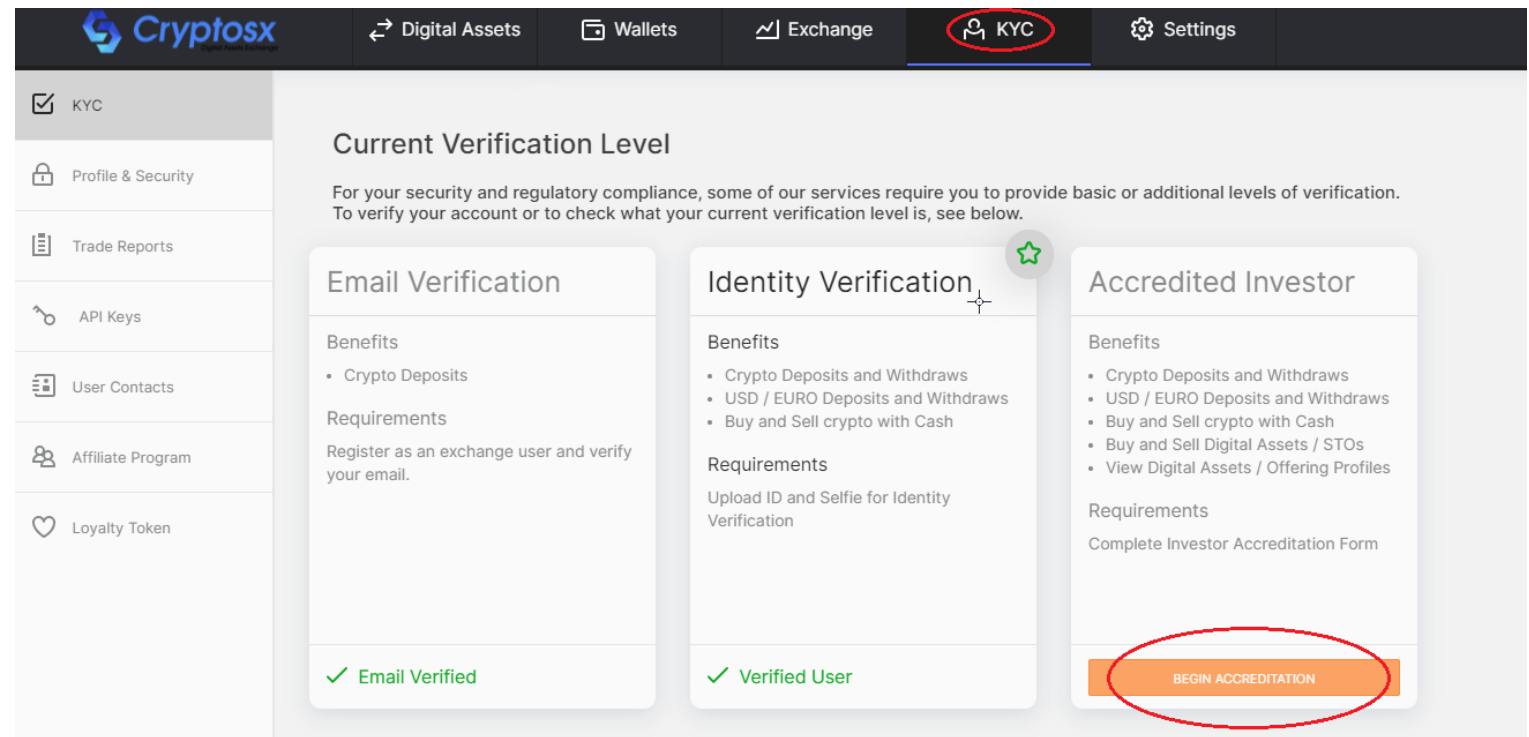


Image 01

INVESTOR ACCREDITATION



Contact Us:

Webpage Support - <https://cryptosx.freshdesk.com/en/support/home>

Mobile Support - <https://wa.me/message/SGPL7VRJK4AOG1>

INVESTOR ACCREDITATION

3

After you click on the “**BEGIN VERIFICATION BUTTON**”; a pop-up window will appear as shown in [Image 02](#). Click start and complete the necessary steps as you go through the process. Please ensure that your internet browser’s setting does not block pop-up windows.



Image 02

4

Once you complete the necessary steps, you will get a message as shown in [Image 03](#). It will take up 1 working day for our system to process the verification.

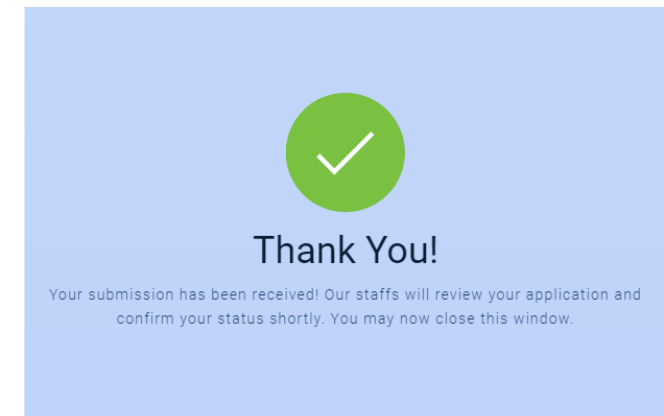


Image 03



INVESTOR ACCREDITATION

Fantastic! Welcome to
Cryptosx Accredited Investors
Community. You will receive
50 LQGO shortly .



5

Once our system finishes processing your request, you will be able to see that the verification is successful in the **KYC** section as shown in [Image 04](#).

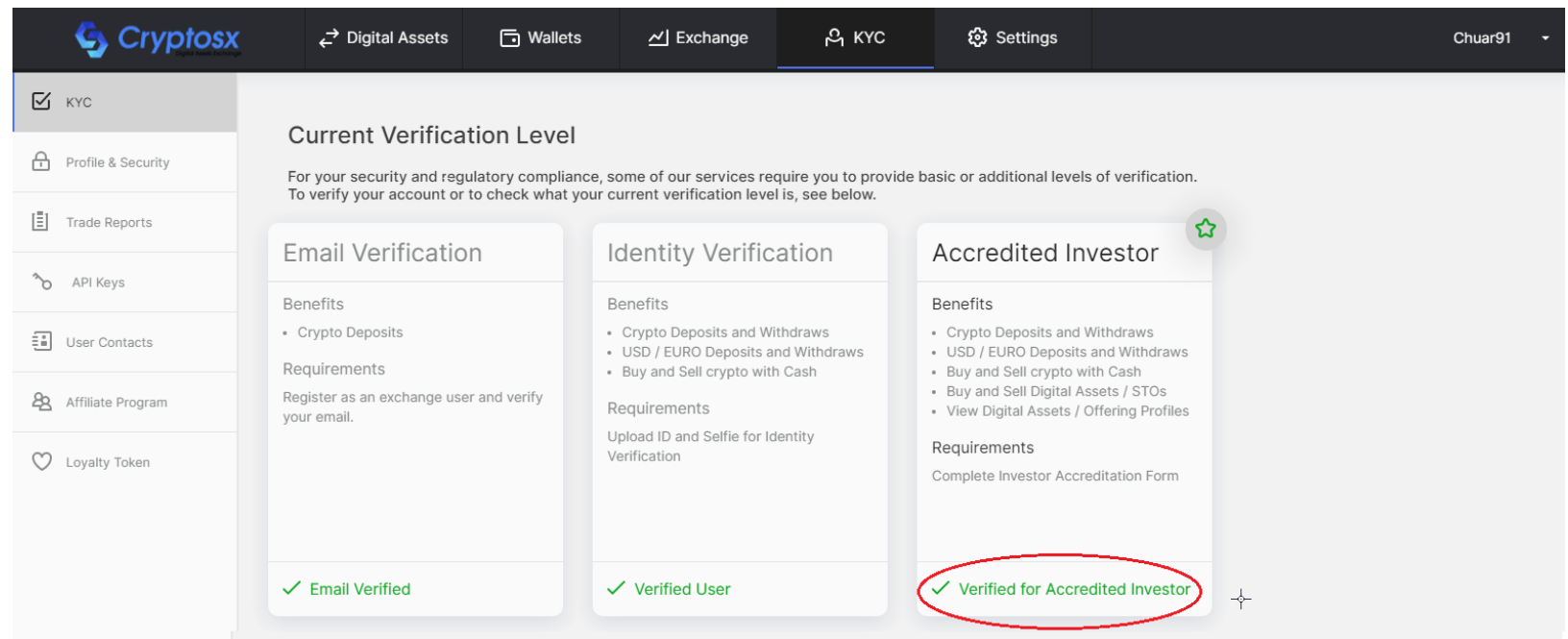


Image 04

Contact Us:

Webpage Support - <https://cryptosx.freshdesk.com/en/support/home>

Mobile Support - <https://wa.me/message/SGPL7VRJK4AOG1>

6

Once you are an accredited Investor, you will be able to view all information about the listed tokens under the **Digital Assets** tab as shown in [image 05](#).

INVESTOR ACCREDITATION

Upcoming Offerings



Link Capital

Agarwood is a resinous part of the non-timber Aquilaria tree, which is a highly valuable product used in medicine, perfume and incense. First grade Agarwood can cost as much as US\$100,000 per kilogram. Global market is rapidly growing with an estimated value at USD6-8 billion BUT supply can barely meet 30% of the demand.



Silver Map

Led an experienced and successful team of investors and entrepreneur, Silver Map is set up to transform real estate in Asia into digital shares and security tokens that can be trade 27 X 7. Thereby unlocking billions of dollars of liquidity by enabling fractional ownership and lowering the barriers to entry. Utilizing blockchain technology, the future change of control and sale of the London hotel will be faster and more secure.



BRIGHSUN

The dream that lithium batteries could one day power Electric Vehicles (EVs) to travel more than 2,000 km on a single charge is set to become reality, thanks to scientist team of Brighsun New Energy (based in Australia). Through nearly 8 years of research, the scientists at Brighsun New Energy have successfully developed new lithium-sulphur (Li-S) batteries with an energy density 5-8 times higher than conventional secondary batteries.

Image 05

Contact Us:

Webpage Support - <https://cryptosx.freshdesk.com/en/support/home>

Mobile Support - <https://wa.me/message/SGPL7VRJK4AOG1>





www.cryptosx.io | info@cryptos.io

